


H. Q. Mitchell - Marileni Malkogianni

# Hi Kids!

2

**Workbook**



  
mm publications

# CONTENTS

Track list for Student's Audio CD .....	2
Hello .....	4
Unit 1 <b>My classroom</b> .....	12
Unit 2 <b>Stand up!</b> .....	19
Unit 3 <b>Colours and shapes</b> .....	24
Unit 4 <b>Home and family</b> .....	31
Revision 1 .....	36
Unit 5 <b>My body</b> .....	42
Unit 6 <b>My senses</b> .....	49
Unit 7 <b>I can</b> .....	54
Unit 8 <b>My clothes</b> .....	61
Revision 2 .....	68
Unit 9 <b>He's a farmer!</b> .....	73
Unit 10 <b>At the farm</b> .....	79
Unit 11 <b>I like bananas!</b> .....	87
Unit 12 <b>It's cold!</b> .....	95
Revision 3 .....	100
Unit 13 <b>Water</b> .....	105
Unit 14 <b>Plants</b> .....	111
Unit 15 <b>Holidays</b> .....	116
Revision 4 .....	121
Story 1 ( <b>Hello - Unit 4</b> ) .....	125
Story 2 ( <b>Unit 5 - Unit 8</b> ).....	126
Story 3 ( <b>Unit 9 - Unit 12</b> ) .....	127
Story 4 ( <b>Unit 13 - Unit 15</b> ) .....	128

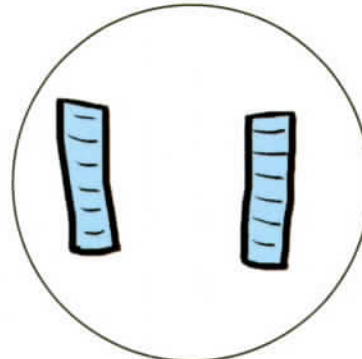
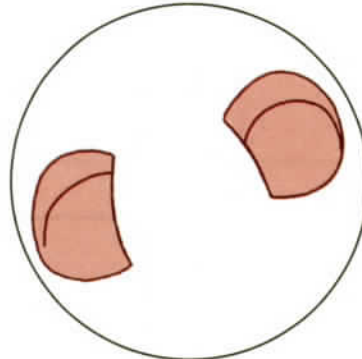

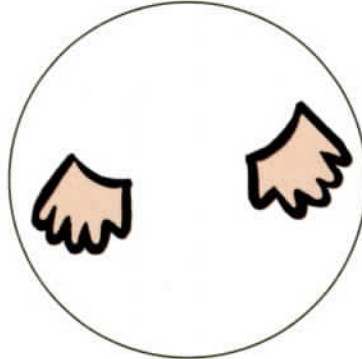

# 5. My body

Lesson 1



Listen to your teacher and circle each part of the face/body.





Match and say.



Listen and circle.



Colour and cut out to make a doll.



h  
ands



l  
egs



o  
rms

Say the words. Match and then trace the letters.




S



S



1. Trace.



2. Say the word, trace and colour the picture.